

MUSLIM

BELIEFS AND ISSUES

KS3 TEACHER GUIDE

Pat Lunt

Once it has been purchased, you may copy this book freely for use in your school. The pages in this book are copyright, but copies may be made without fees or prior permission provided that these copies are used only by the institution which purchased the book. For copying in any other circumstances, prior written consent must be obtained from the publisher.



**Badger
Publishing**

Contents

	Page
Introduction	3
1. What is Islam?	7
2. Who are the Muslims?	9
3. Sunni and Shi'ite Muslims	12
4. Allah	15
5. The Five Pillars of Islam	18
6. The Shahadah	21
7. Salah	23
8. Du'a	27
9. The Hajj	30
10. The Day of Judgement	33
11. The Ummah	36
12. The Qur'an	39
13. Using the Qur'an	42
14. The Sunnah	45
15. Family life	47
16. Childhood	51
17. Marriage	53
18. Dealing with death	57
19. The place of women in Islam	60
20. Old age	63
21. Living as a Muslim	65
22. Sawm	68
23. The mosque	70
24. Inside a mosque	73
25. Muslims in Britain	76
26. The 'haves' and the 'have-nots'	78
27. Zakah and sadaqah	81
28. Islamic Relief Worldwide	84
29. Creation and Paradise	88
30. Stewards of creation	90
31. The Muslim attitude to animals	92
32. The Jihad	95
33. Islam and science	97
Assessment	100

Introduction

This book is part of a series on **Beliefs and Issues** which provides teaching and learning material for Key Stage 3 Religious Education. The series has been developed and written with the belief that good religious education can be seen as relevant, interesting and engaging to all students since it is concerned with studying aspects of the 'human condition'. For all of religious education there is a strong link with human experience. There are important or 'ultimate' questions that all people ask at some time in their lives. There are a number of sources for possible answers to these questions. Religions provide answers based on their own set of beliefs. It is important for students to be able to understand and appreciate views, opinions and beliefs other than their own in today's world of secularism, multi-culturalism and religious diversity.

The material seeks to:

- identify the link between human experience and religious ideas;
- engage and motivate students through active involvement in a range of activities;
- develop higher order thinking skills;
- promote greater understanding and acceptance of differing views and beliefs;
- develop skills of analysis, reasoning and discussion.

Links to the National Framework

The non-statutory National Framework for Religious Education has also guided the development of the material, particularly in that it:

- seeks to 'place value on the ethos and values that religious education can establish independent of any faith';
- states that RE should enable students 'to develop positive attitudes to their learning and to the beliefs';
- states that 'RE can transform students' assessment of themselves and others, and their understanding of the wider position of the world in which we live'.

The Framework states that RE should promote values of truth, justice, respect for all and care of the environment. There is also a special emphasis on:

- students valuing themselves and others;
- the role of family and community in religious belief and activity;
- the celebration of diversity in society through understanding similarities and differences;
- sustainable development of the Earth.

The **Beliefs and Issues** series supports the development of these values and attitudes through the subject matter covered and the learning activities that are suggested. Students are encouraged to listen to others, to express their own opinions openly and productively; to be able to disagree while maintaining respect for an opposing view and to be open to having their own opinions, beliefs and understanding challenged and possibly changed.

Using the series across Key Stage 3

The series of books are intended to be used across Key Stage 3. The National Framework for RE seeks to be 'robust' but also 'flexible'. The **Beliefs and Issues** material has also sought to balance these two facets. Although material is numbered, it is not necessarily intended to be used sequentially. Those responsible for overall planning need to have scope for creativity as they produce schemes of work for their individual situations. As a general rule, Year 7 students may concentrate on learning about religions and some of the explicit features of these, while certain moral and ethical issues may be better tackled in later years.

However, younger students should not be denied the opportunity to discuss issues with which they are confronted in other areas of life. For example, they will be aware of issues such as global poverty from television and other media coverage. They may well be actively engaged in addressing this, even if this is simply through buying and wearing a 'Make Poverty History' arm band. So, rather than dictating when a particular topic should be covered, the material is presented much more in discrete units which can be identified and allocated to particular points in the Key Stage programme by the teacher responsible.

The QCA Scheme of Work

The material relates to the QCA scheme of work but is not arranged to match it directly. For example, the QCA unit 7E is 'What are we doing to the environment?' In this QCA unit, students study the approaches of different religions to issues of conservation and stewardship, using a variety of sources to explore the teachings of different religions and how beliefs affect the lives of believers. They compare, contrast and evaluate the views of each religion and reflect on the relevance to their own lives of what they have learnt.

This unit can be covered through the **Beliefs and Issues** series with teachers locating and using the relevant sections from the Student Book and the Teacher Guide for each religion being studied by students in their school. It would be possible to revisit this topic at different stages, perhaps introducing ideas from different religions each time.

A similar approach can be used to tackle other QCA units, such as 9B 'Where did the universe come from?' or 9C 'Why do we suffer?', which require students to consider ideas from a number of different religious viewpoints as well as secular philosophies such as humanism.

There are close links with the 'knowledge, skills and understanding' and 'breadth of study' from the National Framework and these are made clear for each unit.

Using the Student Book and Teacher Guide

This book accompanies the *Muslim Beliefs and Issues* Student Book. It is intended to assist the teacher in making the most of that book by providing a flexible and useful resource which gives clear guidance for lessons based on the Student Book material.

The Teacher Guide has been written with both the non-specialist and the dedicated RE teacher in mind. The format for each piece is such that a non-specialist teacher has all that they require to deliver quality lessons which reflect the philosophical approach of the National Framework for RE. At the same time, the material is flexible enough for specialist teachers to use ideas from within the 'lessons' which can be incorporated into existing lessons or as part of the school's scheme of work.

The material is presented as discrete 'lessons', based on each double page spread of the Student Book. For each 'lesson', there is a starter activity, ideas for the main teaching section and a plenary and, in some cases, suggestions for the use of a photo from the CD-ROM as a stimulus for discussion. Relevant questions are provided for this activity which, like the starter activity, is intended to promote thinking skills.

- The starter activity is provided to stimulate the students' thoughts and encourage some interactivity. The starter is themed so that it can be used to lead directly into the rest of the session.
- The main teaching section gives instructions and guidance on how to work through the material in the Student Book. It contains suggestions for questions to stimulate discussion as well as background information where it is felt to be necessary. There are suggestions for additional activities which might be for individual students, pairs, small groups or the whole class.
- The plenary is included to indicate how best to draw a session to a close, recalling and reinforcing the main teaching points.
- Almost all the sessions have an associated Copymaster.
- A selection of 'display' files (in Word) have been provided for use on whiteboards or importing into PowerPoint, often indicated in the text by an emboldened 'display' or where text is highlighted on a whiteboard screen or on a scroll. These offer a visual stimulus for starter activities and reference materials for the main lessons and plenaries, and include the Copymaster files.

Although the above is the format for the presentation of the material, it is not the intention to limit the use of the material to individual lessons. It might be possible to work through a designated subject within that time frame but it may not give sufficient time for the students to really get to grips with some of the issues. There will be other reasons for wanting to spend more than one lesson on a given topic. Equally, there may be ideas from the books which you can use as part of an overall lesson you have planned around other material. In short, the material is presented as lessons and can be used as such but also contains 'stand alone' material which could be extracted for use outside the given format.

The activities in the Student Book are set out in the same order in the Teacher Guide. They are placed in the teacher guidance at the earliest point at which it would be sensible to ask the children to attempt them, usually when there has been some input or discussion. They provide for students to be actively engaged at points throughout the lesson. Beyond this, there is no strict timing for when the students carry out these tasks. So, for example, a teacher might feel that they would rather leave all the activities until the end of the direct teaching.

Additional activities and assessment

The activities offer an opportunity for a range of learning styles and provide a good deal of work for students. These are usually multi-ability tasks with differentiation being mainly by outcome. As has been said, the Teacher Guide also contains ideas for additional activities in the main teaching section. Neither these nor the Copymasters are intended as extension activities, available only to those who complete the exercises from the Student Book. They are activities which are intended to give further opportunities for students to reflect, analyse and respond and, in the case of the Copymasters particularly, to provide an assessment record indicating a student's level of understanding regarding a particular topic.

Some of the activities from the Student Book and the Teacher Guide would be suitable as homework projects, particularly some of the 'Take Time To Think' questions from the Student Book. Occasionally this suggestion is indicated in the material but, for the majority, this has been left to the discretion of the teacher or person responsible for RE planning.

NATIONAL FRAMEWORK LINKS

- 1a: investigate and explain the differing impacts of religious beliefs and teachings on individuals, communities and societies
- 1c: investigate and explain why people belong to faith communities and explain the reasons for diversity in religion
- 1e: discuss and evaluate how religious beliefs and teachings inform answers to ultimate questions and ethical issues
- 2a: reflect on the relationship between beliefs, teachings and ultimate questions, communicating their own ideas and using reasoned arguments
- 3e: beliefs and concepts: the key ideas and questions of meaning in religions and beliefs, including issues related to God, truth, the world, human life and life after death

PHOTO STARTER

Display the photograph of the crescent moon. Ask students if they know which religion this symbol is associated with.

STARTER ACTIVITY

Display the words “Family”, “Faith”, “Obedience” and “Peace”. Students copy these and write what they think each one means and how they experience these things in their own lives.

MAIN TEACHING

- Lead on from the starter by explaining that this activity illustrates central ideas in Islam. People who follow Islam say they are part of a family of believers, their faith is central to their lives, they seek to obey Allah (God) and to live in peace.
- Read through the introductory material and ‘The Prophet Muhammad’ with the students.
- Students complete ‘Over To You’ (1-5).
- Read through ‘Islam in today’s world’ and identify the countries mentioned on the map. [See **display** file.]
- Ask students to suggest in which part of the world Islam began.
(*present day Saudi Arabia*)
- Ask what they think about the people in the countries mentioned who are not Muslims. Do they think they will have no religion or belong to another?
(*This will vary according to the country. For example, the non-Muslim population in Egypt is mostly Coptic Christian. The aim is to highlight the fact that there are minority religions in Muslim countries.*)
- Read through ‘Islam and Muslims’ with the students, recalling ideas from the starter.
- Students respond to the ‘Take Time To Think’ activity and complete Copymaster (1).

PLENARY

Use feedback from the Copymaster to discuss ideas about ‘the attractions of this world’ and about resisting the urge to do things that are not always ‘for the best’.

1. Make a list of things you think of as temptations. You don't have to share anything really personal if you don't want to.
2. What temptations do you think people such as lottery winners or pop stars might have? Are they very different from yours? In what way?
3. What do you think Muslims might call 'the attractions of this life'? Would you agree?
4. How do Muslims seek to rise above these attractions?
5. Do you agree that there seems to be an element in most people's lives where they have to resist the desire to do certain things that are not always 'for the best'?
6. Where do these desires come from and why is it sometimes such a struggle?

MUSLIM


BELIEFS AND ISSUES

CD DISPLAY FILE

Unit 1: What is Islam?

CONTENTS

- 1: Photo starter
- 2: Starter
- 3: Main teaching
- 4: Main teaching
- 5: Copymaster

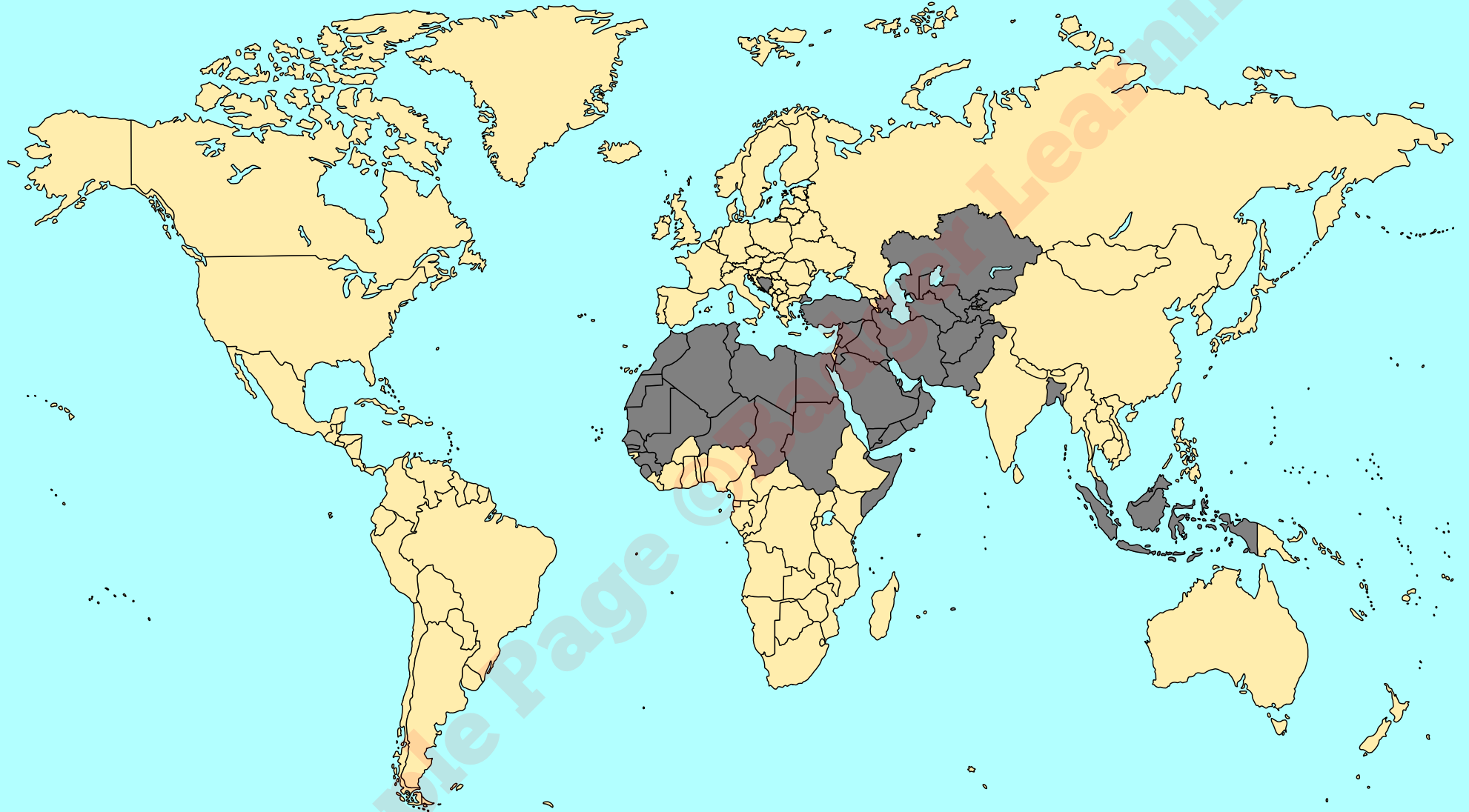


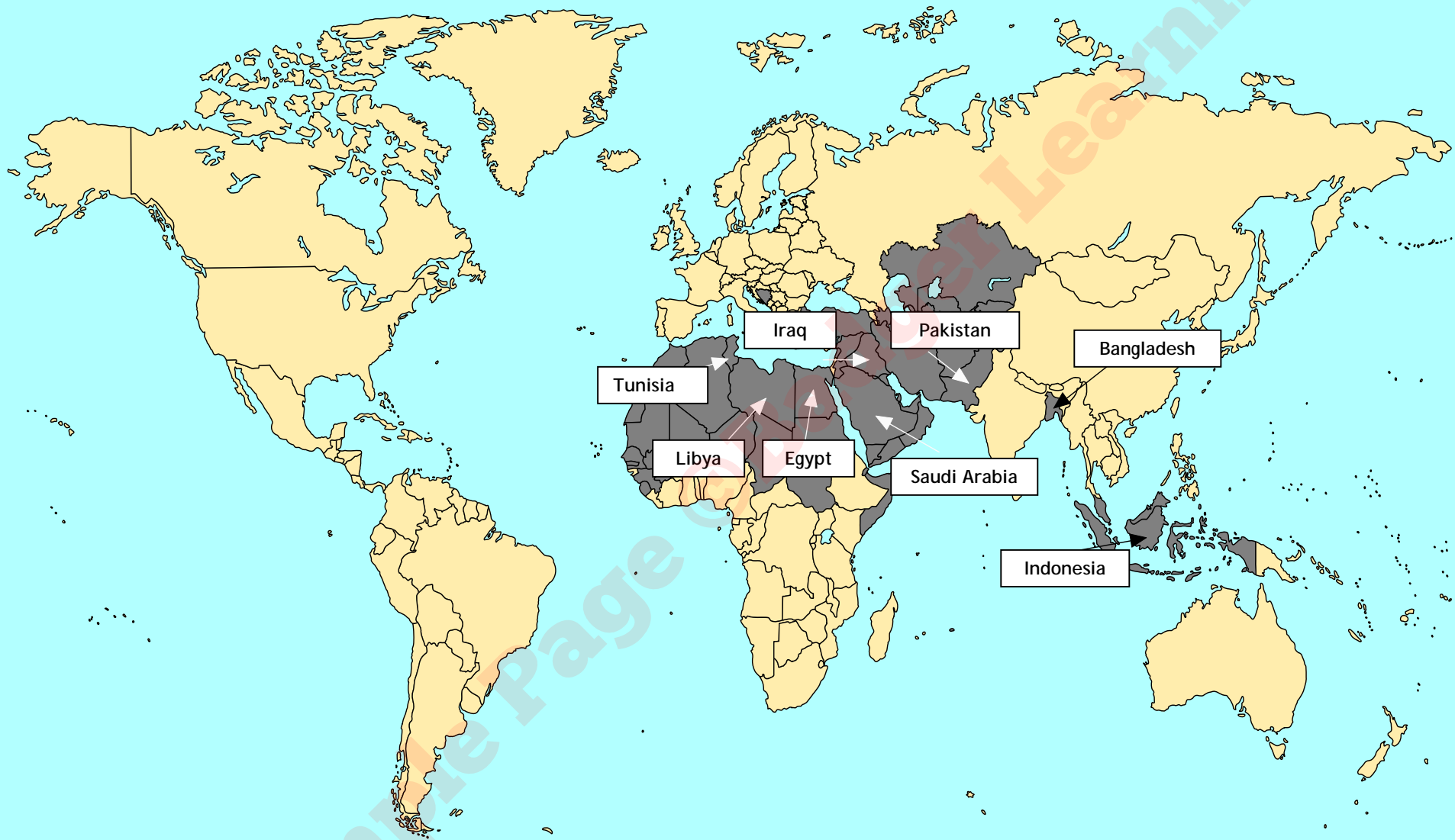
Family

Faith

Obedience

Peace





1. Make a list of things you think of as temptations. You don't have to share anything really personal if you don't want to.
2. What temptations do you think people such as lottery winners or pop stars might have? Are they very different from yours? In what way?
3. What do you think Muslims might call 'the attractions of this life'? Would you agree?
4. How do Muslims seek to rise above these attractions?
5. Do you agree that there seems to be an element in most people's lives where they have to resist the desire to do certain things that are not always 'for the best'?
6. Where do these desires come from and why is it sometimes such a struggle?